

powered by

**Q.ANTUM DUO Z**

# Q.PEAK DUO BLK ML-G10+ 385-405

ENDURING HIGH  
PERFORMANCE



## BREAKING THE 20% EFFICIENCY BARRIER

Q.ANTUM DUO Z Technology with zero gap cell layout boosts module efficiency up to 20.9%.



## THE MOST THOROUGH TESTING PROGRAMME IN THE INDUSTRY

Q CELLS is the first solar module manufacturer to pass the most comprehensive quality programme in the industry: The new "Quality Controlled PV" of the independent certification institute TÜV Rheinland.



## INNOVATIVE ALL-WEATHER TECHNOLOGY

Optimal yields, whatever the weather with excellent low-light and temperature behavior.



## ENDURING HIGH PERFORMANCE

Long-term yield security with Anti LID Technology, Anti PID Technology<sup>1</sup>, Hot-Spot Protect and Traceable Quality Tra.Q™.



## EXTREME WEATHER RATING

High-tech aluminum alloy frame, certified for high snow (5400 Pa) and wind loads (4000 Pa).



## A RELIABLE INVESTMENT

Inclusive 25-year product warranty and 25-year linear performance warranty<sup>2</sup>.

<sup>1</sup> APT test conditions according to IEC / TS 62804-1:2015, method A (-1500V, 96h)

<sup>2</sup> See data sheet on rear for further information.



## THE IDEAL SOLUTION FOR:



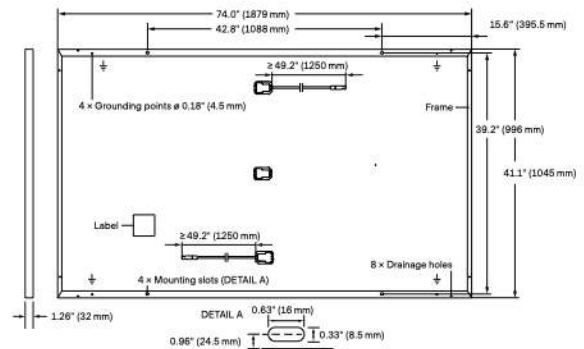
Rooftop arrays on  
residential buildings

Engineered in Germany

**Q CELLS**

## MECHANICAL SPECIFICATION

Format	74.0 in × 41.1 in × 1.26 in (including frame) (1879 mm × 1045 mm × 32 mm)
Weight	48.5 lbs (22.0 kg)
Front Cover	0.13 in (3.2 mm) thermally pre-stressed glass with anti reflection technology
Back Cover	Composite film
Frame	Black anodized aluminum
Cell	6 × 22 monocrystalline Q.ANTUM solar half cells
Junction Box	2.09-3.98 in × 1.26-2.36 in × 0.59-0.71 in (53-101 mm × 32-60 mm × 15-18 mm), IP67, with bypass diodes
Cable	4 mm <sup>2</sup> Solar cable; (+) ≥ 49.2 in (1250 mm), (-) ≥ 49.2 in (1250 mm)
Connector	Stäubli MC4; IP68



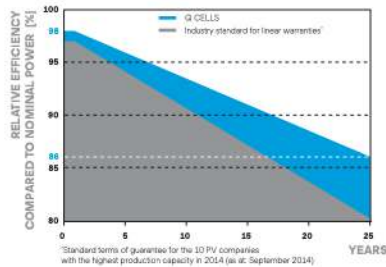
## ELECTRICAL CHARACTERISTICS

POWER CLASS		385	390	395	400	405
MINIMUM PERFORMANCE AT STANDARD TEST CONDITIONS, STC <sup>1</sup> (POWER TOLERANCE +5 W / -0 W)						
Minimum	Power at MPP <sup>1</sup>	P <sub>MPP</sub> [W]	385	390	395	400
	Short Circuit Current <sup>1</sup>	I <sub>SC</sub> [A]	11.04	11.07	11.10	11.14
	Open Circuit Voltage <sup>1</sup>	V <sub>OC</sub> [V]	45.19	45.23	45.27	45.30
	Current at MPP	I <sub>MPP</sub> [A]	10.59	10.65	10.71	10.77
	Voltage at MPP	V <sub>MPP</sub> [V]	36.36	36.62	36.88	37.13
	Efficiency <sup>1</sup>	η [%]	≥ 19.6	≥ 19.9	≥ 20.1	≥ 20.4
MINIMUM PERFORMANCE AT NORMAL OPERATING CONDITIONS, NMOT <sup>2</sup>						
Minimum	Power at MPP	P <sub>MPP</sub> [W]	288.8	292.6	296.3	300.1
	Short Circuit Current	I <sub>SC</sub> [A]	8.90	8.92	8.95	8.97
	Open Circuit Voltage	V <sub>OC</sub> [V]	42.62	42.65	42.69	42.72
	Current at MPP	I <sub>MPP</sub> [A]	8.35	8.41	8.46	8.51
	Voltage at MPP	V <sub>MPP</sub> [V]	34.59	34.81	35.03	35.25

<sup>1</sup>Measurement tolerances P<sub>MPP</sub> ± 3%; I<sub>SC</sub>; V<sub>OC</sub> ± 5% at STC: 1000 W/m<sup>2</sup>, 25 ± 2 °C, AM 1.5 according to IEC 60904-3 • <sup>2</sup>800 W/m<sup>2</sup>, NMOT, spectrum AM 1.5

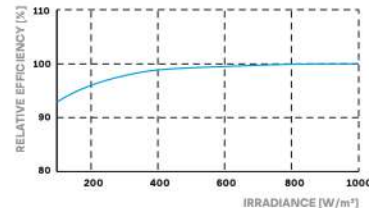
### Q CELLS PERFORMANCE WARRANTY

### PERFORMANCE AT LOW IRRADIANCE



At least 98% of nominal power during first year. Thereafter max. 0.5% degradation per year. At least 93.5% of nominal power up to 10 years. At least 86% of nominal power up to 25 years.

All data within measurement tolerances. Full warranties in accordance with the warranty terms of the Q CELLS sales organisation of your respective country.



Typical module performance under low irradiance conditions in comparison to STC conditions (25 °C, 1000 W/m<sup>2</sup>)

### TEMPERATURE COEFFICIENTS

Temperature Coefficient of I <sub>SC</sub>	α	[% / K]	+0.04	Temperature Coefficient of V <sub>OC</sub>	β	[% / K]	-0.27
Temperature Coefficient of P <sub>MPP</sub>	γ	[% / K]	-0.34	Nominal Module Operating Temperature	NMOT	[°F]	109 ± 5.4 (43 ± 3 °C)

## PROPERTIES FOR SYSTEM DESIGN

Maximum System Voltage V <sub>sys</sub>	[V]	1000 (IEC) / 1000 (UL)	PV module classification	Class II
Maximum Series Fuse Rating	[A DC]	20	Fire Rating based on ANSI / UL 61730	TYPE 2
Max. Design Load, Push / Pull <sup>3</sup>	[lbs/ft <sup>2</sup> ]	75 (3600 Pa) / 55 (2660 Pa)	Permitted Module Temperature on Continuous Duty	-40 °F up to +185 °F (-40 °C up to +85 °C)
Max. Test Load, Push / Pull <sup>3</sup>	[lbs/ft <sup>2</sup> ]	113 (5400 Pa) / 84 (4000 Pa)		

<sup>3</sup> See Installation Manual

## QUALIFICATIONS AND CERTIFICATES

UL 61730, CE compliant,  
Quality Controlled PV - TÜV Rheinland,  
IEC 61215:2016, IEC 61730:2016,  
U.S. Patent No. 9,893,215 (solar cells),  
QCPV Certification ongoing.



## PACKAGING INFORMATION

Horizontal packaging	76.4 in 1940 mm	43.3 in 1100 mm	48.0 in 1220 mm	1656 lbs 751 kg	24 pallets	24 pallets	32 modules

**Note:** Installation instructions must be followed. See the installation and operating manual or contact our technical service department for further information on approved installation and use of this product.

**Hanwha Q CELLS America Inc.**

400 Spectrum Center Drive, Suite 1400, Irvine, CA 92618, USA | TEL +1 949 748 59 96 | EMAIL inquiry@us.q-cells.com | WEB www.q-cells.us